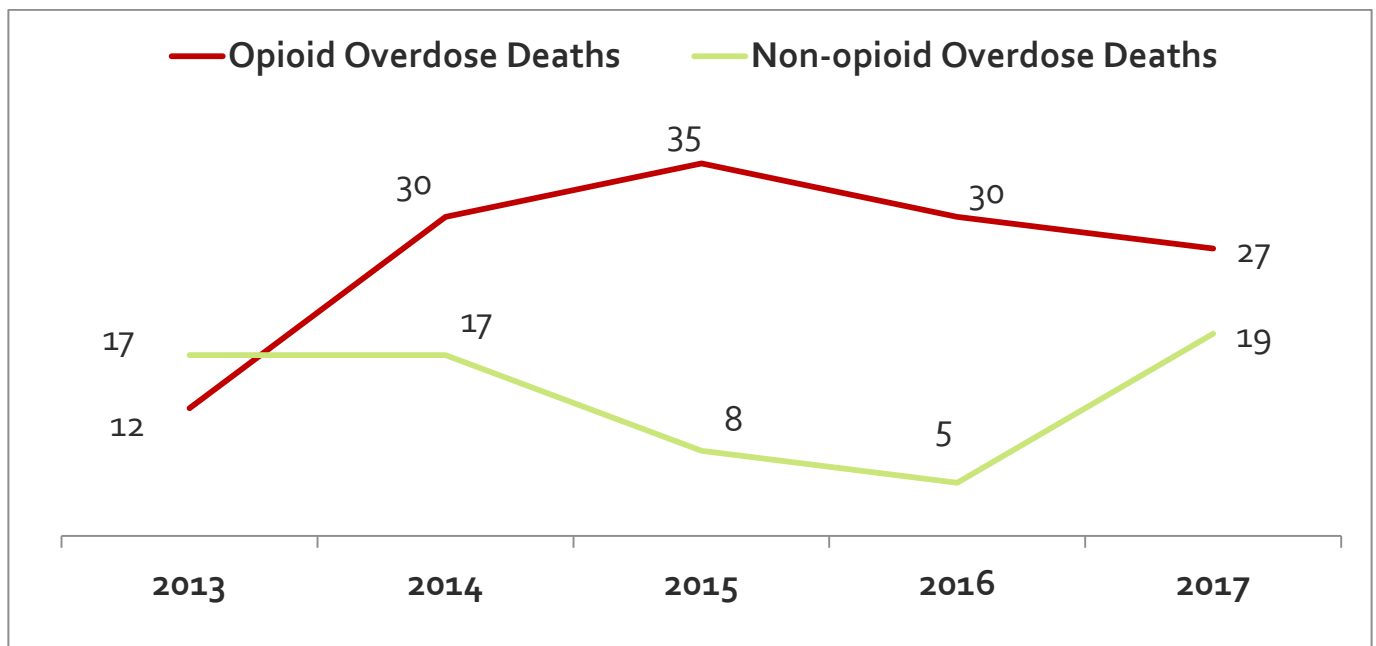


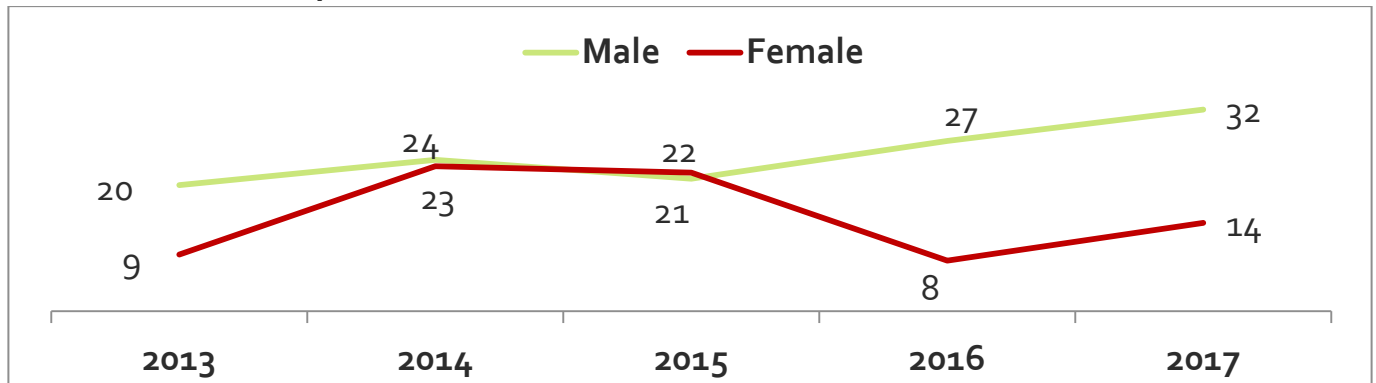
ST. CLAIR COUNTY

2013-2017 OVERDOSE DEATHS

	2013	2014	2015	2016	2017
Fentanyl		4	8	11	11
Heroin	2	11	17	8	13
Fentanyl + heroin		1	1	2	1
Fentanyl + opioids		2			
Heroin + opioids			1	2	
Cocaine + opioids	5	5	4	3	
Opioids	5	7	4	4	2
Methamphetamine					6
Methadone		1	1	1	
Polypharmacy		9	3	2	7
Cocaine	13	4	1		3
Alcohol or ethanol	3	2	2	1	
Marijuana + antidepressant					2
Other	1	1	1	1	1
TOTAL	29	47	43	35	46

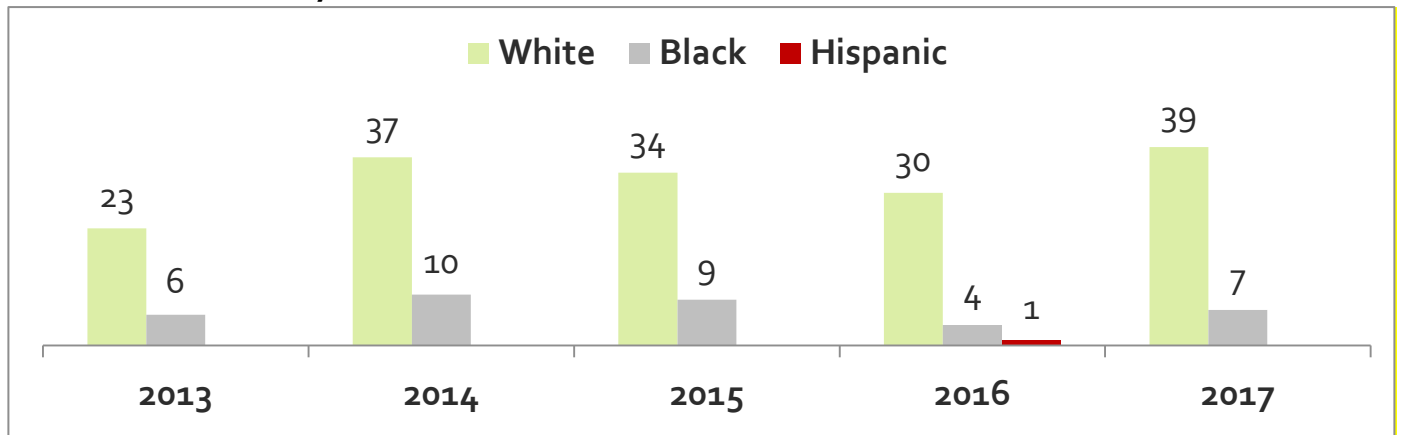


Overdose Deaths by Gender

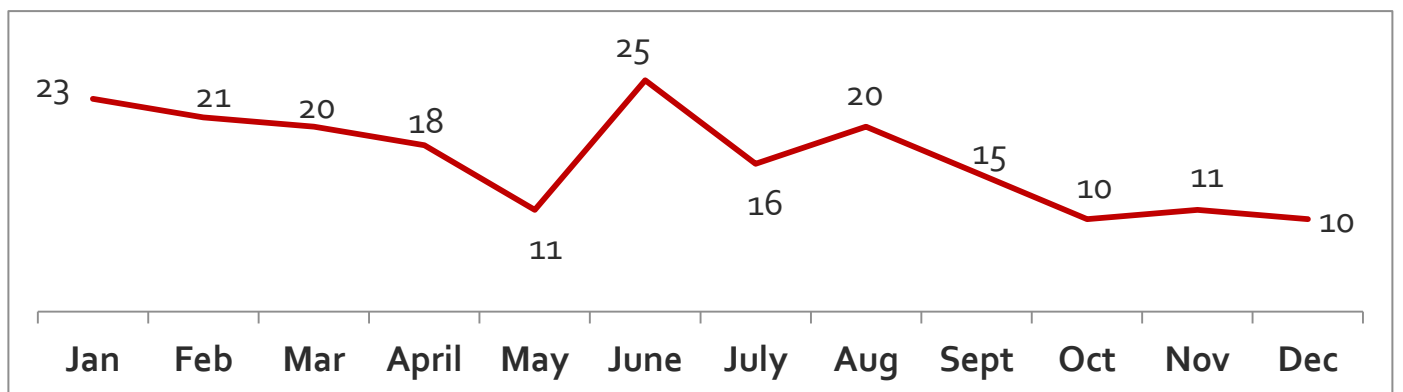


Overdose Deaths by Age	2013	2014	2015	2016	2017
Youngest	19	16	21	22	13
Oldest	58	66	74	68	78
Mean Average	41	42	37	40	38

Overdose Deaths by Race



Overdose Deaths by Month: 2013-2017 Combined



Location of Overdose Death

	2013	2014	2015	2016	2017
Alorton	1	1	1		
Belleville	11	11	12	16	16
Cahokia	1	1	1		4
Caseyville	3	7	5	1	2
Centreville		1	1	1	1
Collinsville	1	1	2	2	1
Dupo			1		3
East Carondelet		1			1
East St. Louis	1	5	7	4	2
Fairmont City			1	1	
Fairview Heights		3	3	2	3
Freeburg		1	1		
Godfrey	1				
Lebanon				1	
Lenzburg			2		1
Marissa			1		2
Mascoutah				1	2
Millstadt	1		1	1	1
New Baden	1			1	1
O'Fallon	2	4	1		1
Pontoon Beach					1
Scott AFB					1
Shiloh		4	1		
Staunton				1	
Summerfield		1			
Swansea	4	4		2	3
Washington Park	2	2	2	1	
Total	29	47	43	35	46

Data Source: St. Clair County Coroner's Office

Compiled by: Chestnut Health Systems, Prevention Department

For more information: SR-Narcana@Chestnut.org ; 618-512-1781