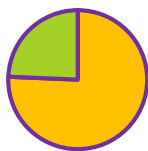


MADISON COUNTY

JAN. 1-SEPT. 16, 2018 OVERDOSE DEATHS (74)

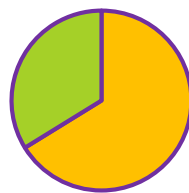
Drug Type	# of Overdoses	Percentage
Fentanyl	25	34%
Fentanyl & heroin	11	15%
Fentanyl & methamphetamine	9	12%
Heroin	3	4%
Prescription opioids	3	4%
Fentanyl & tramadol	2	3%
Fentanyl & MDMA	1	1%
Fentanyl & acetyl fentanyl	1	1%
Fentanyl, cocaine & meth	1	1%
Prescription drugs (non-opioid)	9	12%
Methamphetamine	5	7%
Other illicit drugs	1	1%
Alcohol	1	1%
Gas	1	1%
Heavy metals	1	1%

Opioids vs. Non-opioids



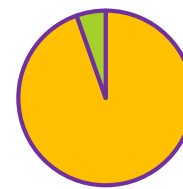
■ Opioids-56 (75%)
■ Non-opioids-18 (24%)

Gender



■ Male-49 (66%)
■ Female-25 (34%)

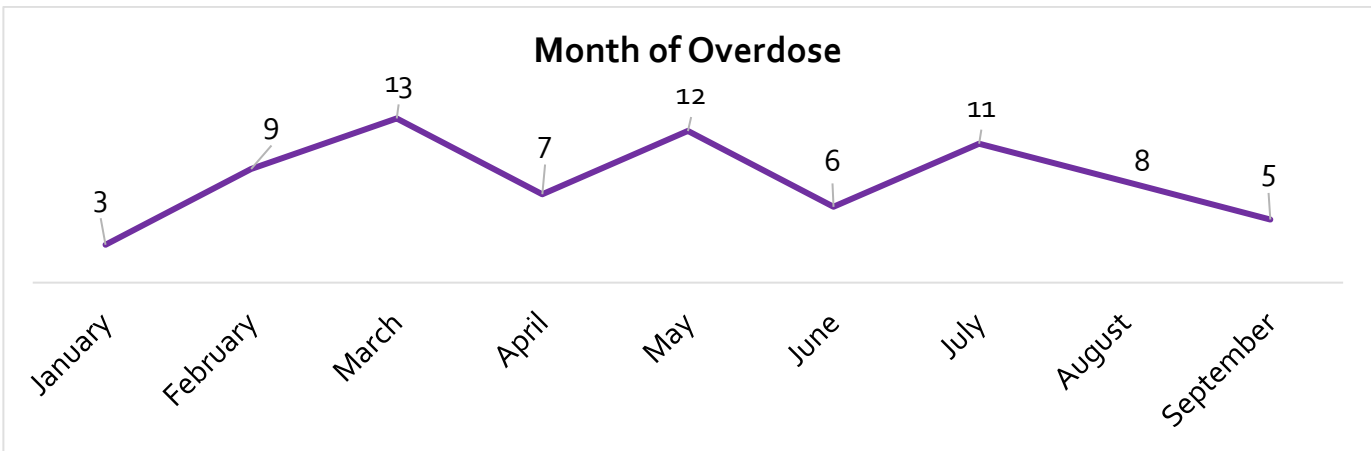
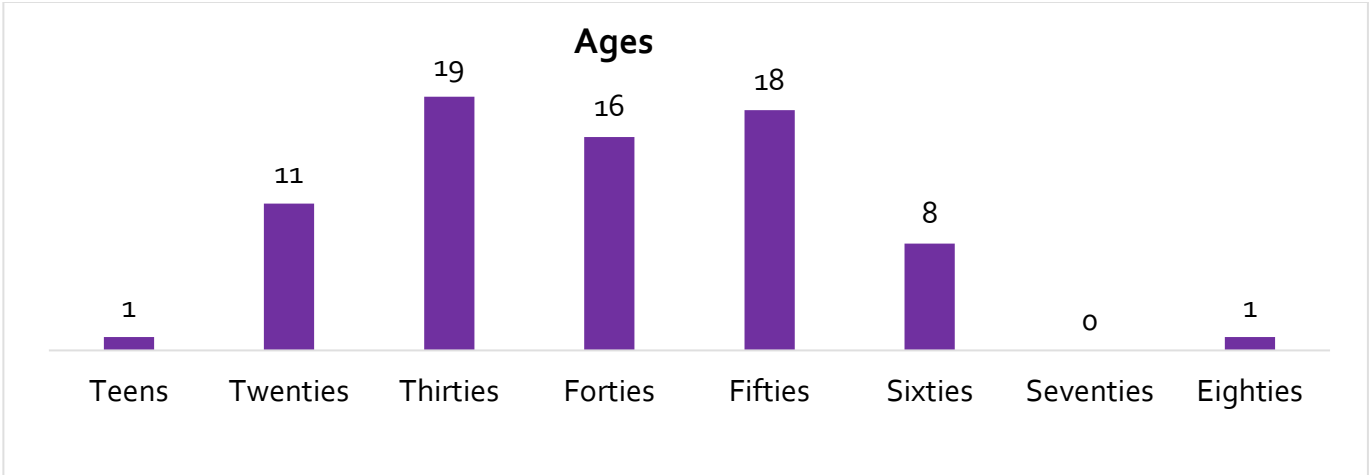
Race



■ White-70 (95%)
■ Black-4 (5%)

Age

Range	Mean	Median	Mode
17-87	43	44	30



Location of Overdose	# of Overdose Deaths	Location of Overdose	# of Overdose Deaths
Alton	14	Granite City	20
Bethalto	4	Madison	2
Collinsville	3	Maryville	1
Cottage Hills	1	Mitchell	6
Dorsey	1	Pontoon Beach	3
East Alton	5	State Park	1
Edwardsville	2	Troy	3
Glen Carbon	2	Wood River	3
Godfrey	2	Unknown	1

Data Source: Madison County Coroner's Office
 Compiled by: Karen Tilashalski, Chestnut Health Systems
 For more information: 618-205-8134; KLTilashalski@chestnut.org