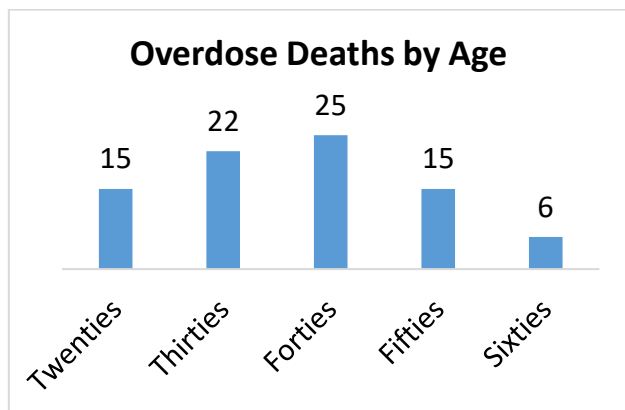
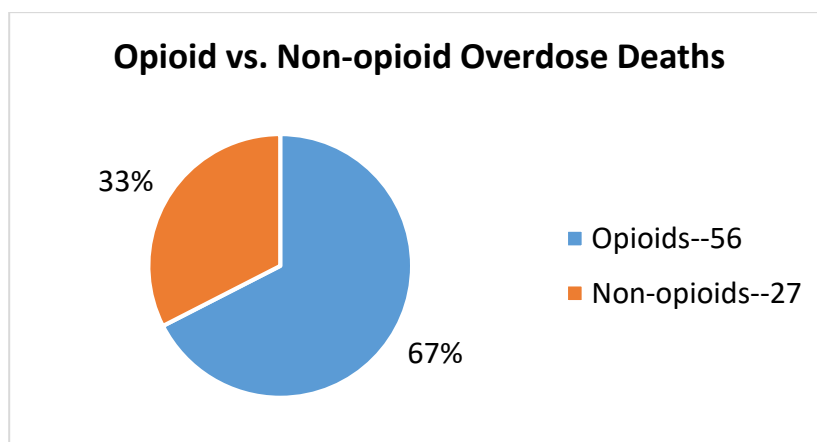


# ST. CLAIR COUNTY

## 2019 Overdose Deaths

TYPE of DRUG*	# of Overdoses
Fentanyl	27
Fentanyl/Methamphetamine	12
Fentanyl/Cocaine	9
Heroin/Fentanyl	1
Heroin/Methamphetamine	1
Methadone	2
Other Opioids	4
Methamphetamine	10
Cocaine	10
Cocaine/Methamphetamine	1
Polypharmacy/Non-opioid Rx Drugs	4
Alcohol	1
Pending	1
<b>TOTAL</b>	<b>83</b>

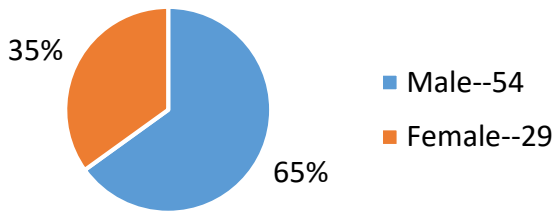
\*Overdoses by fentanyl derivatives have been combined under the heading of fentanyl.



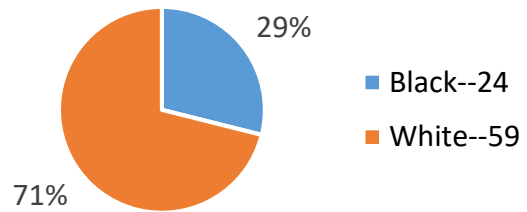
### Overdose Deaths by Age

Youngest	21
Oldest	66
Mean Average	41
Median	40
Mode	43

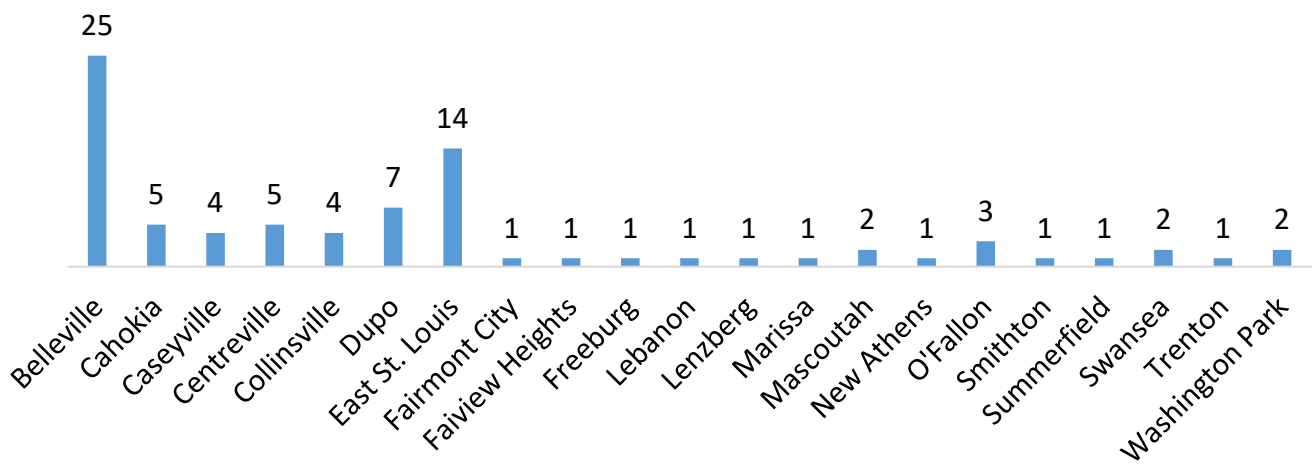
**Overdose Deaths by Gender**



**Overdose Deaths by Race**



**Place of Overdose Deaths**



**Trend Data**

	2013	2014	2015	2016	2017	2018	2019
Fentanyl		4	8	11	11	21	27
Heroin	2	11	17	8	13	1	
Heroin + Fentanyl		1	1	2	1	5	1
Fentanyl + Opioids		2				6	
Fentanyl + Non-opioids						7	12
Heroin + Opioids			1	2		1	
Cocaine + Opioids	5	5	4	3		1	9
Other Opioids	5	7	4	4	2	1	7
Methamphetamine					6	4	10
Cocaine	13	4	1		3	1	11
Alcohol or Ethanol	3	2	2	1		2	1
Polypharmacy		9	3	2	7	1	4

Data Source: St. Clair County Coroner's Office

Compiled by: Chestnut Health Systems, Prevention Department

For more information: SR-Narcan@chestnut.org ; 618-512-1781