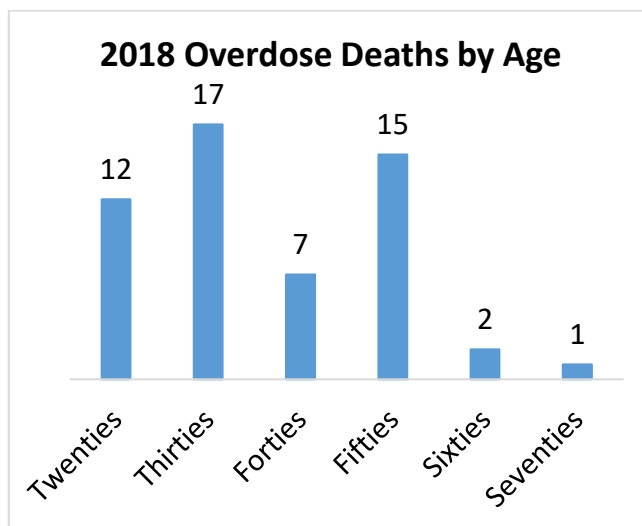
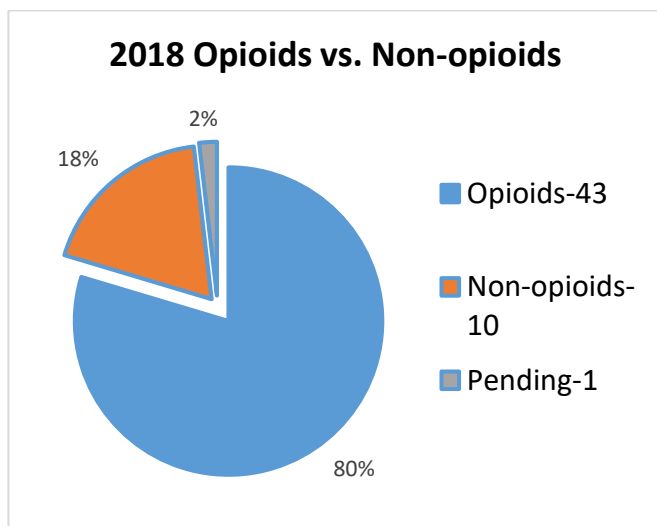


# ST. CLAIR COUNTY

## 2018 Overdose Deaths & 2013-2018 Trend Data

Trend Data by Type of Drug*	2013	2014	2015	2016	2017	2018
Fentanyl		4	8	11	11	21
Heroin	2	11	17	8	13	1
Fentanyl + Heroin		1	1	2	1	6
Fentanyl + Opioids		2				3
Fentanyl + Non-opioids						6
Opioids+ Cocaine	5	5	4	3		5
Other Opioids	5	7	5	6	2	1
Methamphetamine					6	4
Cocaine	13	4	1		3	1
Alcohol or Ethanol	3	2	2	1		2
Polypharmacy		9	3	2	7	1
Other OR Pending	1	2	2	2	3	3
<b>TOTALS</b>	<b>29</b>	<b>47</b>	<b>43</b>	<b>35</b>	<b>46</b>	<b>54</b>

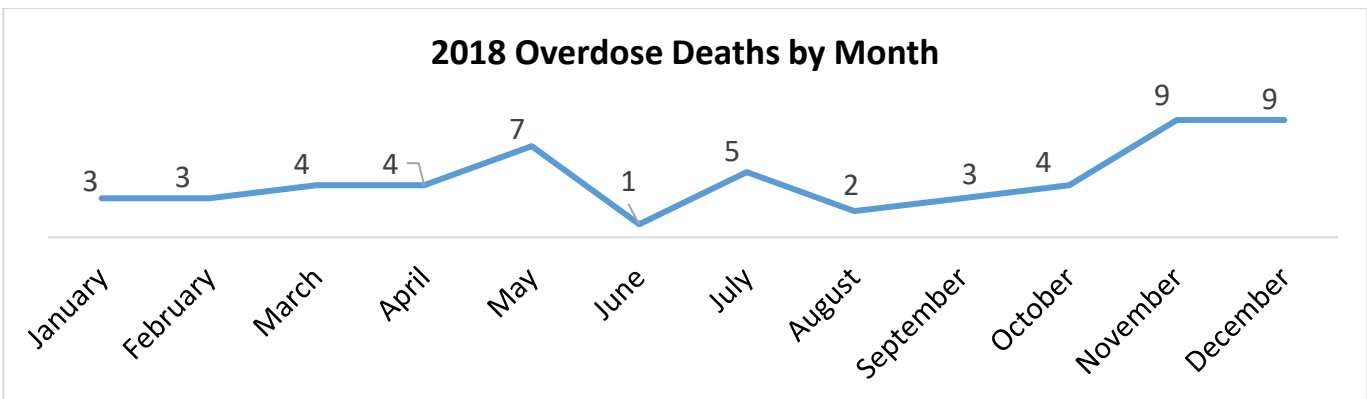
\*Overdoses by fentanyl derivatives (e.g. acetyl fentanyl and norfentanyl) have been combined under the heading of fentanyl.



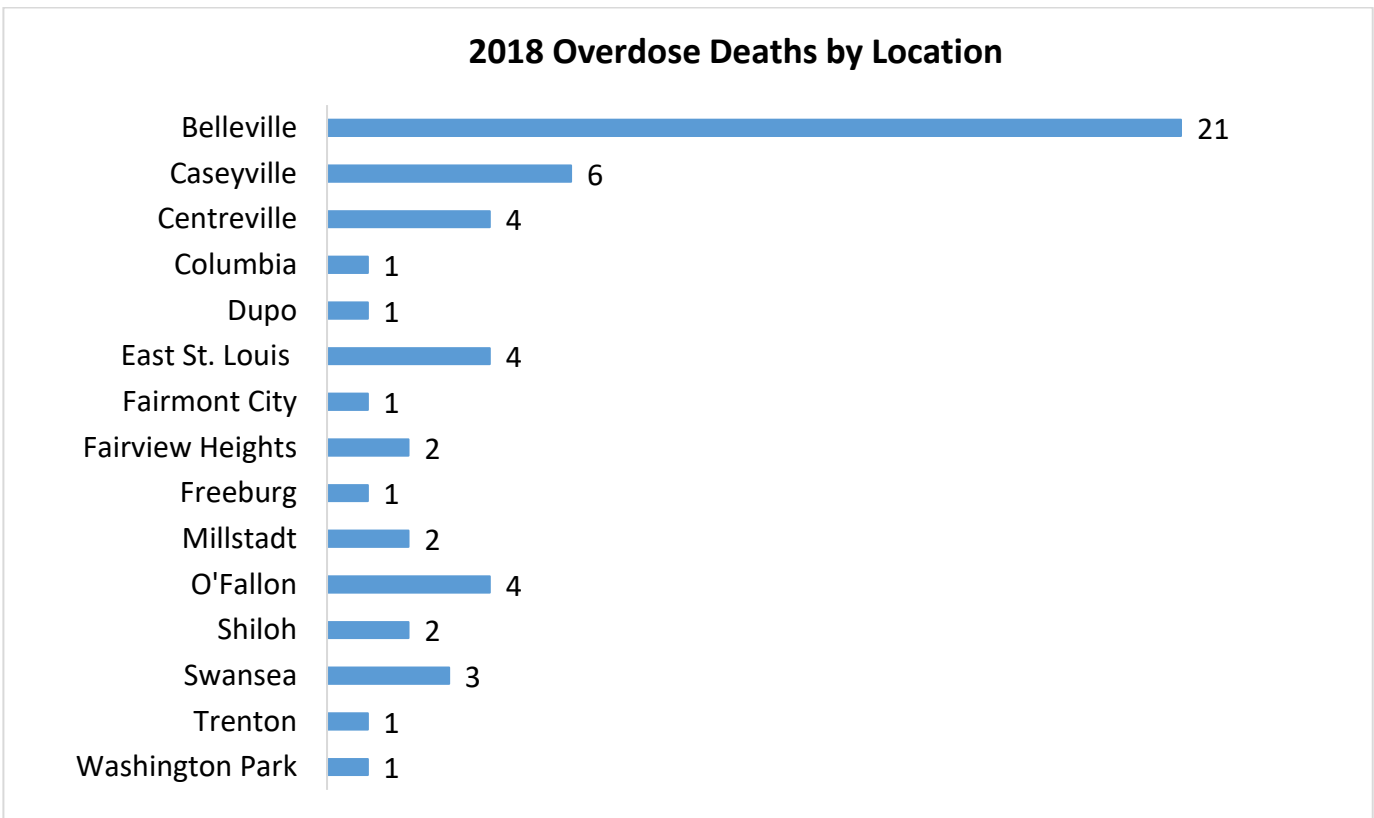
## 2018 Overdose Deaths by Age

Youngest	20
Oldest	70
Mean Average	40
Median	39
Mode	31

## 2018 Overdose Deaths by Month



## 2018 Overdose Deaths by Location



Data Source: St. Clair County Coroner's Office

Compiled by: Chestnut Health Systems, Prevention Department

For more information: [SR-Narcan@Chestnut.org](mailto:SR-Narcan@Chestnut.org) ; 618-512-1781