

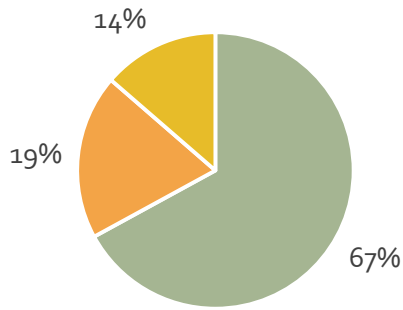
MADISON COUNTY

2020 OVERDOSE DEATHS BY DRUG

| TYPE of DRUG | # of Overdoses |
|---|----------------|
| Opioid Involved* | |
| Fentanyl | 18 |
| Fentanyl & Amphetamine | 1 |
| Fentanyl & Cocaine | 7 |
| Fentanyl & Methamphetamine &/or Other Drugs | 18 |
| Fentanyl & Other Opioids | 8 |
| Heroin, Fentanyl & Cocaine | 1 |
| Other Opioids | 6 |
| Subtotal | 59 |
| Non-opioid | |
| Alcohol | 1 |
| Alcohol & Cocaine | 1 |
| Cocaine | 1 |
| Diphenhydramine & Ethanol | 1 |
| LSD | 1 |
| Methamphetamine | 11 |
| Synthetic Cannabinoid | 1 |
| Subtotal | 17 |
| Pending | 12 |
| 2020 TOTAL | 88 |

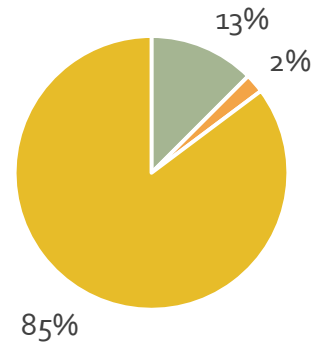
*Overdoses by fentanyl derivatives have been combined under the heading of fentanyl.

Opioids vs. Non-opioids



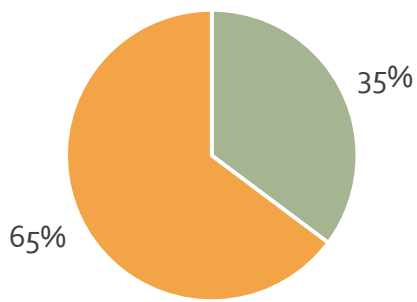
■ Opioids; 59 ■ Non-opioids; 17 ■ Pending; 12

Race



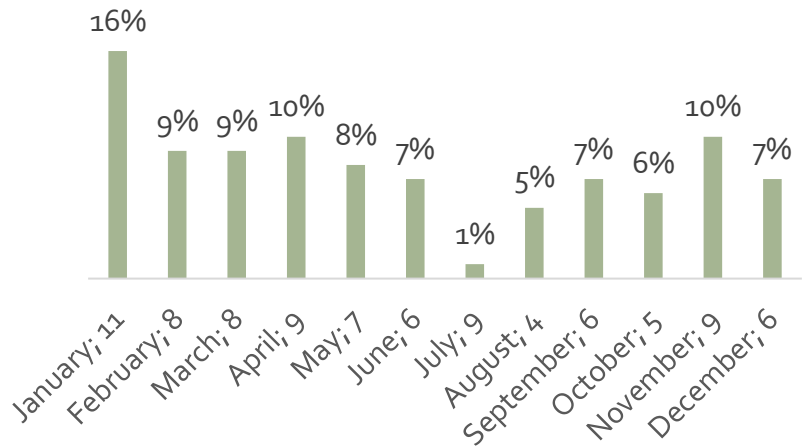
■ Black; 11 ■ Hispanic; 2 ■ White; 75

Gender



■ Female; 31 ■ Male; 57

Month

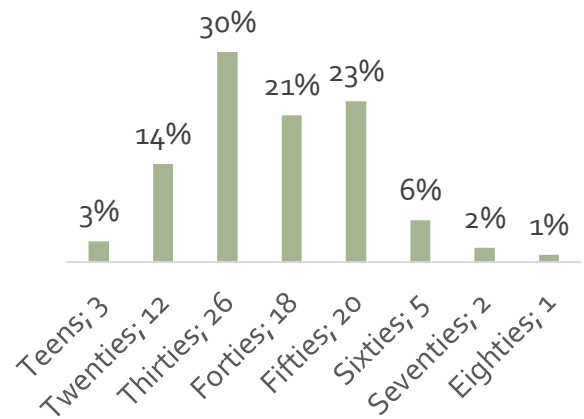


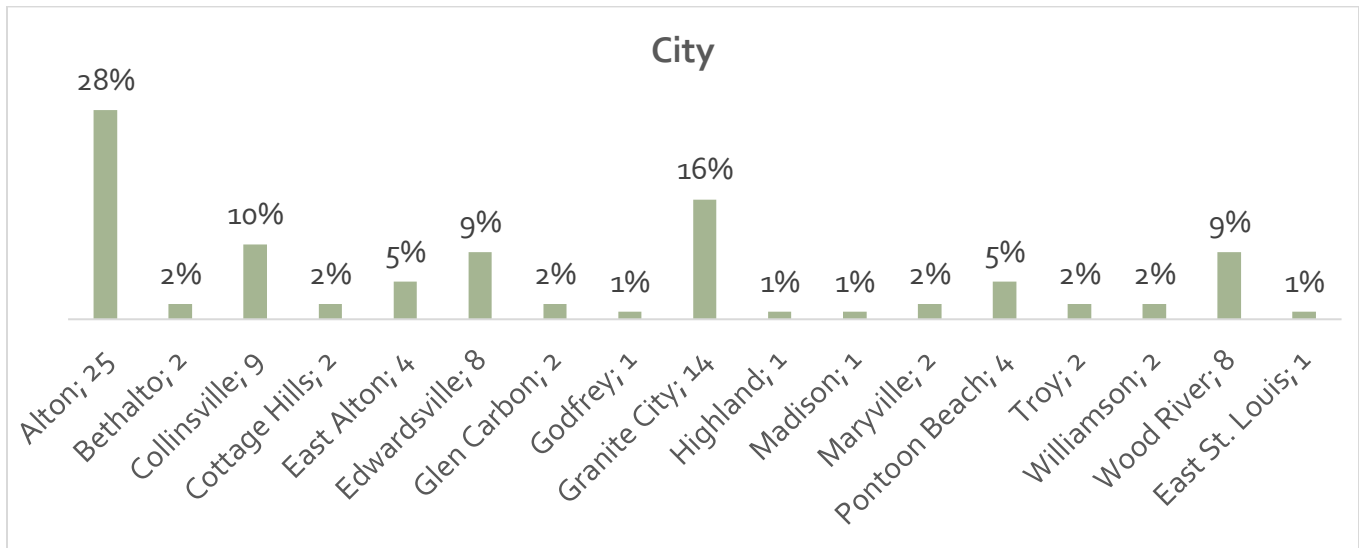
Overdose Deaths by Age*

| | |
|--------------|------|
| Youngest | 17 |
| Oldest | 85 |
| Mean Average | 41.2 |
| Median | 40.5 |
| Mode | 50 |

*1 fetal death was not calculated in this data

Ages*





Note: The East St. Louis death was in St. Clair County; the person was transferred to a Madison County hospital.

| Trend Data | | | | | | | | | | | | |
|--------------------|-----------|-----------|-----------|-----------|-----------|-----------|-----------|-----------|-----------|------------|-----------|-----------|
| | 2009 | 2010 | 2011 | 2012 | 2013 | 2014 | 2015 | 2016 | 2017 | 2018 | 2019 | 2020 |
| Heroin | 7 | 18 | 26 | 21 | 23 | 26 | 43 | 14 | 21 | 0 | 0 | 0 |
| Fentanyl | 3 | 0 | 3 | 3 | 3 | 0 | 7 | 20 | 24 | 36 | 37 | 18 |
| Fentanyl/Heroin | 0 | 0 | 0 | 0 | 0 | 0 | 0 | 7 | 11 | 6 | 3 | 0 |
| Fentanyl/Meth | 0 | 0 | 0 | 0 | 0 | 0 | 0 | 7 | 4 | 16 | 14 | 18 |
| Fentanyl/Other | 0 | 0 | 0 | 0 | 0 | 0 | 0 | 0 | 0 | 6 | 8 | 17 |
| Prescription Drugs | 14 | 30 | 13 | 31 | 15 | 55 | 19 | 16 | 22 | 19 | 18 | 6 |
| Methadone | 7 | 3 | 2 | 4 | 2 | 0 | 0 | 0 | 0 | 3 | 0 | 0 |
| Methamphetamine | 0 | 0 | 0 | 2 | 0 | 0 | 0 | 1 | 1 | 6 | 6 | 11 |
| Cocaine* | 3 | 4 | 5 | 1 | 5 | 0 | 0 | 1 | 3 | 0 | 0 | 1 |
| Alcohol/Other | 0 | 0 | 2 | 0 | 1 | 4 | 2 | 1 | 1 | 3 | 2 | 2 |
| Other | 1 | 5 | 2 | 0 | 4 | 6 | 6 | 4 | 0 | 12 | 7 | 15 |
| TOTAL | 35 | 60 | 53 | 62 | 53 | 91 | 77 | 71 | 87 | 107 | 95 | 88 |

*In 2018 and 2019, cocaine was involved in several overdose deaths in combination with other drugs. In 2020, heroin was involved in 2 overdose deaths in combination with other drugs; prescription drugs included several drug combinations; the other category includes 12 pending cases.