

2025 Drug Overdose Deaths Surveillance Report

Overdose Response Program – Madison County Health Department

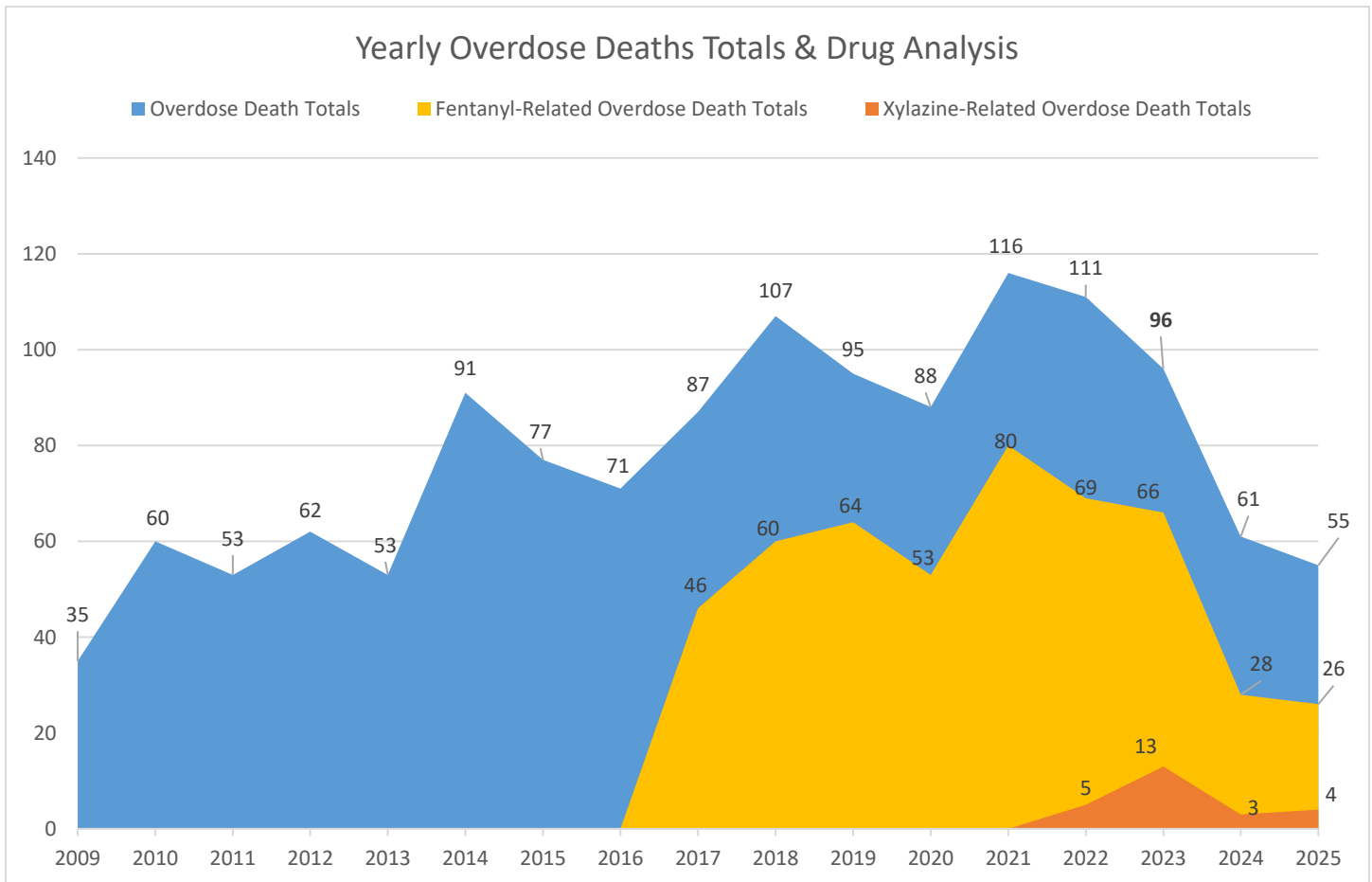
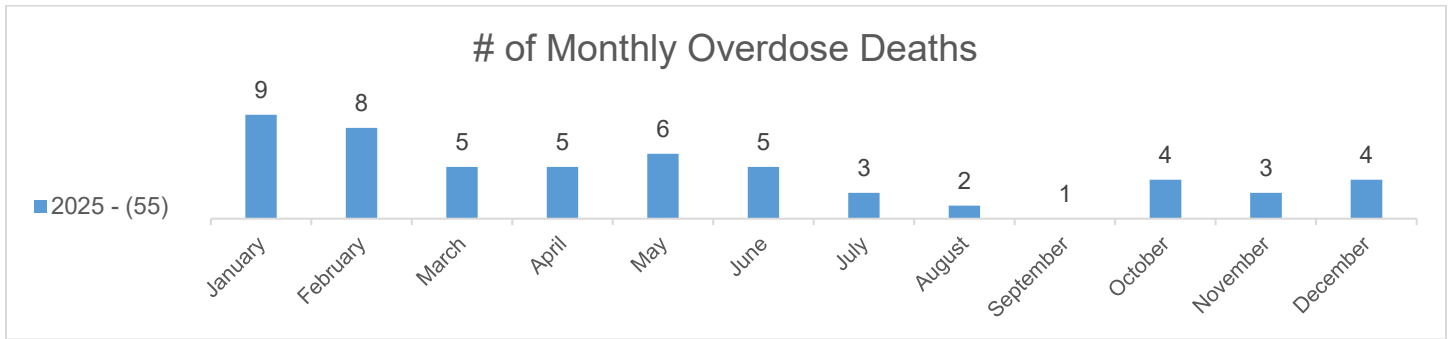
All data is provisional and may change as cases are reviewed



The objective of this report is to provide education and increase awareness in the community about the local drug overdose epidemic. *Data Source:* Madison County Coroner’s Office & IDPH

Suspected Fatal Drug Overdoses

In Q4 2024, the county recorded **8** suspected drug overdose deaths with **3** cases pending, marking a total of **55** cumulative deaths across all quarters.



Limitations: Drug analysis covered 2009–2025, with no data on Fentanyl and other combinations from 2009–2015. Drug selection was based on community interest. All data provided is provisional and subject to change. *

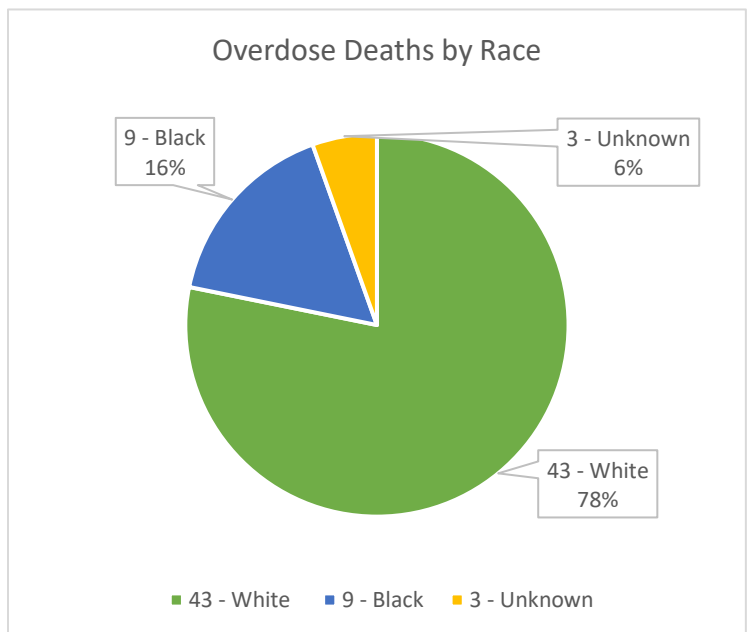
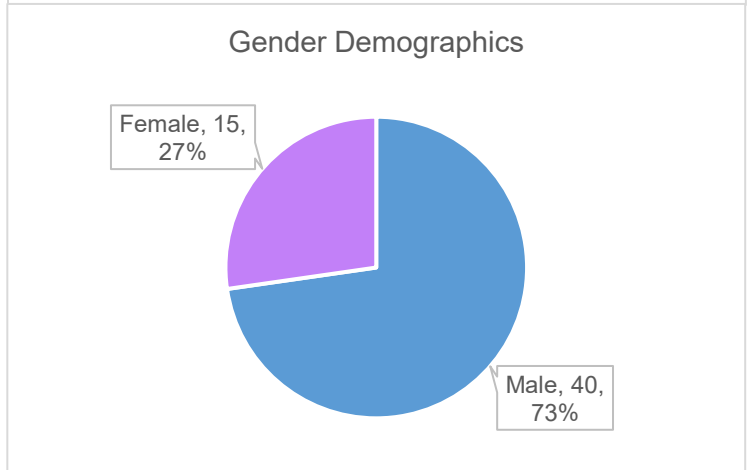
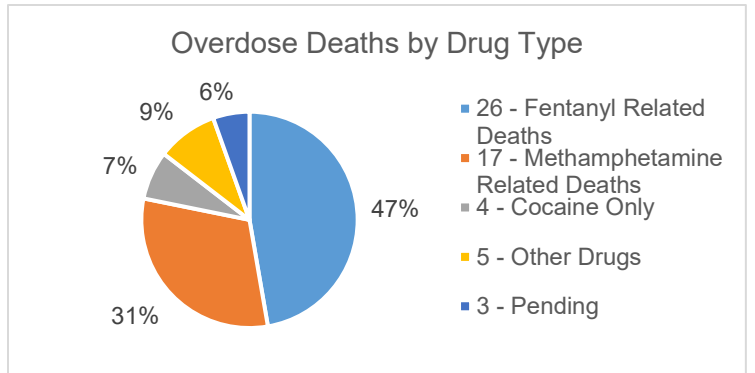
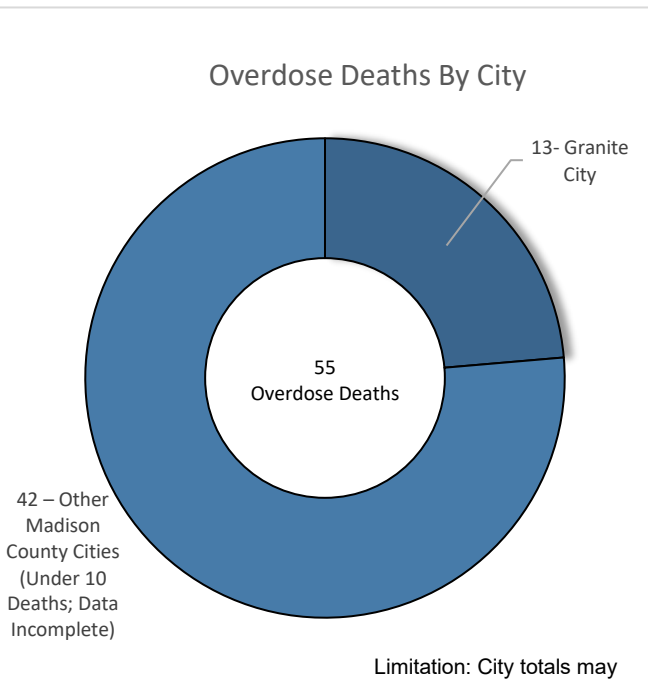
Note: Data pertaining to suspected drug overdose deaths are not currently finalized for the year of 2025. This information will be updated in subsequent reports. These deaths have occurred within Madison County; cases are included in this total regardless of resident status.

All data are provisional and subject to change

Last Updated: 2/20/26

Overdose Deaths by Drug Type	# of Overdoses
Fentanyl Related Deaths	26
Methamphetamine Related Deaths	17
Cocaine Only	4
Other Drugs	5
Pending	3
Cumulative Total	<u>55</u>

Age Ranges and Average Age	
Youngest	27
Oldest	70
Mean Average	48



Note: Data pertaining to suspected drug overdose deaths are not currently finalized for the year of 2025. This information will be updated in subsequent reports. These deaths have occurred within Madison County; cases are included in this total regardless of resident status.
 All data are provisional and subject to change

Last Updated: 2/20/26

IDPH Overdose Data Dashboard – Emergency Department (ED) Visits 2025

Please visit IDPH’s Website for more information: <https://dph.illinois.gov/topics-services/opioids/idph-data-dashboard/overdoses.html>

- Overview
- Recent ED Visits
- HIV
- NAS
- Naloxone
- MAR

Recent Emergency Department (ED) Visits

Select the substance for which you want data visualized below.
All Drugs

2025 Statewide Numbers

31,359

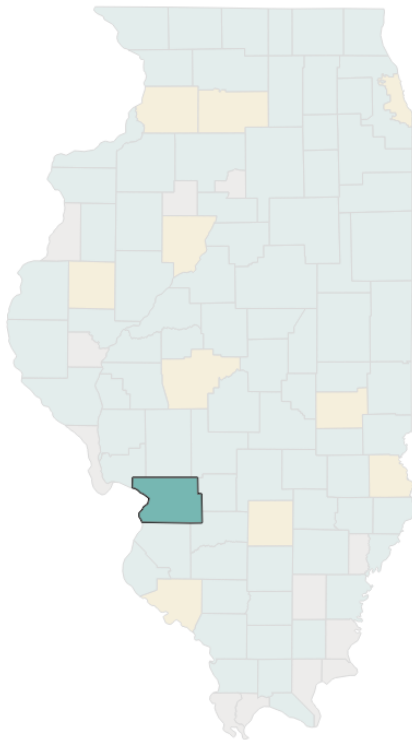
known ED visits due to all drugs overdose

Numbers reflective of visits till December 31, 2025
More are missed at home, in the streets, or from dying before arrival

[Click here to understand more about the cause of overdose in the ED](#)

All Drugs Overdose Visits | Last 12 months

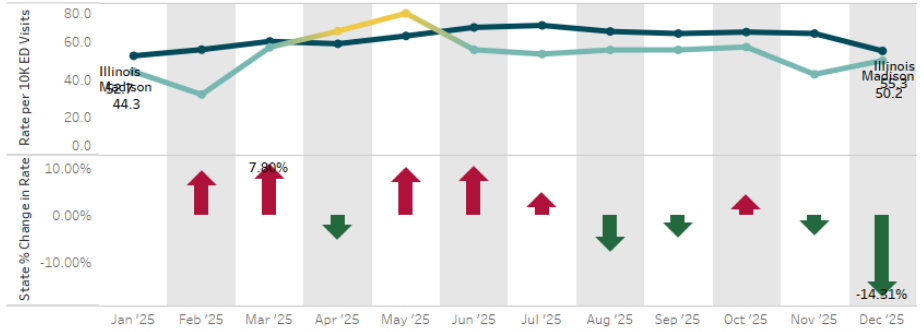
State Rate: 62.0 per 10K ED Visits



■ Above State Rate ■ Below State Rate
■ Rate Suppressed

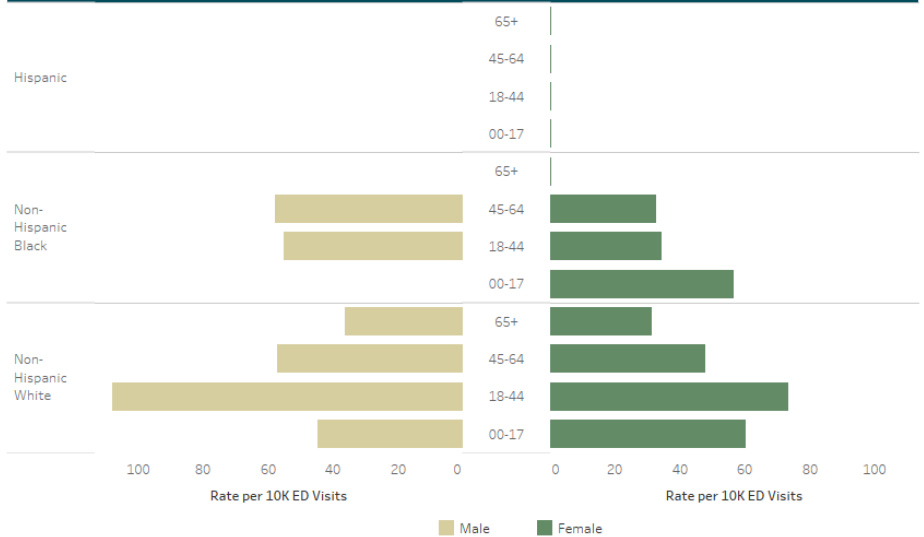
Hover over the map to see details for individual areas.

Trends in ED Visits | All Drugs



Demographic Breakdowns

All Drugs | Last 12 months



Syndromic surveillance data includes all Illinois acute care hospital emergency department (ED) visits. Data presented in the dashboard is provisional. Data is submitted to IDPH in near real-time. County-level data includes visits based on where the patient lives in Illinois. Small cell numbers with less than 10 visits are suppressed with an asterisk (*). Overdoses are not confirmed by toxicology. Counts are from overdoses seen in the ED, and do not represent exact numbers of overdoses for the population that overdose in other settings or out of state or are not detected because of different quality of data from hospitals. Hospitals verify opioid overdoses annually: <https://dph.illinois.gov/topics-services/opioids/48-hr-hospital-od-reporting.html>. More information on data interpretation can be found here: <https://dph.illinois.gov/data-statistics/syndromic-surveillance/data-use.html#considerations>

Note: Data pertaining to suspected drug overdose deaths are not currently finalized for the year of 2025. This information will be updated in subsequent reports. These deaths have occurred within Madison County; cases are included in this total regardless of resident status.
All data are provisional and subject to change

Last Updated: 2/20/26